


# VOTER GUIDE

Systematic Voters' Education & Electoral Participation (SVEEP)  
Election Commission of India

## You can enroll as a General Voter if you are :



⚙ An Indian citizen



⚙ 18 years of age on  
1<sup>st</sup> January 2019



⚙ Resident of polling area



⚙ Not disqualified

## Who is not qualified to be enrolled in the Electoral Roll :

⚙ Not a citizen  
of India



⚙ Of unsound  
mind as declared  
by competent  
authority





⚙ Disqualified from  
voting due to  
specified corrupt  
practices or  
offenses relating to  
elections



*“No voter to be left behind”*

## EPIC – Electors Photo Identity Card also called **Voter Card**

Booth Level Officer visits given address.




If form is accepted,  
BLO delivers EPIC or  
calls you to office.



*“No voter to be left behind”*

## Casting your Valuable Vote

Check your name on the Voter List which is available on the website of Chief Electoral Officer and **[www.nvsp.in](http://www.nvsp.in)**

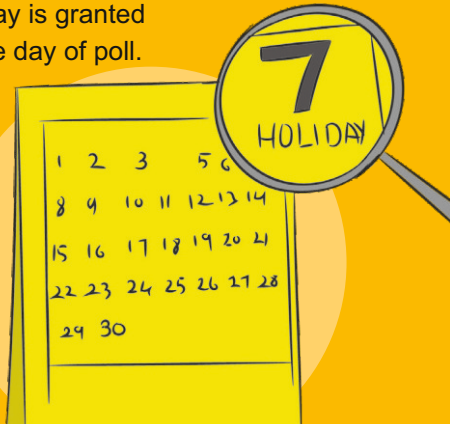


Voter list is also available in the office of ERO.



Gadgets are not allowed inside a polling booth.

Holiday is granted on the day of poll.



Stand in queue. Keep ID and the voter slip ready.



*“No voter to be left behind”*





**I<sup>st</sup> Polling official:** Checks name on voter list and ID proof.



**II<sup>nd</sup> Polling official:** Inks finger, gives chit and takes your signature.



**III<sup>rd</sup> Polling official:** Takes chit and checks your finger.



Press button to vote on the Electronic Voting Machine (EVM); you hear a beep sound. Also check the printed slip in VVPAT.

NOTA (None of above) option is also available

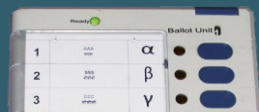


*“No voter to be left behind”*

# How to cast your VOTE using EVM & VVPAT

1


## ENTER THE BOOTH



The Presiding Officer will enable the ballot Unit while you enter the polling compartment.

2

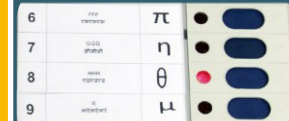
## CAST YOUR VOTE



Press the Blue Button on the Ballot Unit against the name /symbol of candidate of your choice.

3

## SEE THE LIGHT



The red light against the name/symbol of candidate chosen will glow



The slip will be visible for about 7 seconds

4

## SEE THE PRINT



The Printer will print a ballot slip containing Serial Number, Name and Symbol of the chosen Candidate as shown.

See the print through the glass, as the printout will not be given to you

**NOTE!**

If you do not see the ballot slip and hear the loud beep please contact the Presiding officer.

*“No voter to be left behind”*

# Important Information For Voters

1. To vote you should have your name in the voter list. Search your name on voter list through:

**See Website**

[www.nvsp.in](http://www.nvsp.in)

**Send SMS**

ECI <space> <EPIC No.>  
to 1950

**Call Helpline**

**1950**

**Download**

 **OTER HELPLINE**  
Android App

2. Locate your polling station :

**Go to**

[www.nvsp.in](http://www.nvsp.in)

**Send SMS**

ECIPS <space> <EPIC No.>  
to 1950

3. Know Your BLO :

**Name of BLO :**

**Contact No of BLO :**

**SMS to 1950 : ECICONTRACT <space> <EPIC No.>**

4. If you do not have voter ID card, any of the following can be used as alternative identity document:

**1. Passport**

**2. Driving licence**

**3. Service ID card with Photo**  
(Issued by Central Government / State Government / PSU )

**4. Bank or Post office Passbook**  
with photo

**5. PAN Card**

**6. Smart Card by RGI under NPR**

**7. MNREGA Job card**

**8. Health Insurance Card by**  
Ministry of Labour

**9. Pension Document with photo**

**10. ID card issued to MPs**  
MLAs/MLCs

**11. Aadhaar Card**

*“No voter to be left behind”*

## Facilitation at the Polling Station

- ☞ Facility of Ramp, Wheel Chair & Volunteers available
- ☞ Blind and infirm voters allowed a companion
- ☞ Persons with Disability and Senior Citizens given priority in voting
- ☞ Braille facility on EVMs
- ☞ Separate queues for male and female electors
- ☞ Two female electors allowed entry into Polling Station for every male elector
- ☞ All Women managed Polling Station at identified locations
- ☞ Photo voter slips given to all electors
- ☞ Voter Assistance Booth at every Polling Station
- ☞ Facility of drinking water, First Aid, toilets at the Polling Station
- ☞ Signage to guide the voters
- ☞ Free transport facility for Persons with Disability
- ☞ Auxiliary Polling Stations in specific schools for PwDs
- ☞ Braille EPIC for Blind electors

Register Online **or** Verify your details **at** [www.nvsp.in](http://www.nvsp.in)



Systematic Voters' Education and Electoral Participation (SVEEP)  
Election Commission of India  
Nirvachan Sadan, Ashoka Road  
New Delhi- 110001  
[www.ecisveep.nic.in](http://www.ecisveep.nic.in)